

1 第1次調査前岩陰（北西から、1961年10月、西田栄撮影）



2 第1次調査前風景（北西から，1961年10月，西田撮影）



3 第1次調査前風景（北西から，西田撮影）




4 岩壁 (北西から, 1961年10月, 西田撮影)



5 第1次発掘調査参加者 (1961年10月, 西田撮影)



6 第1次調査風景 (北西から, 西田撮影)



7 第1次調査風景 (北西から, 西田撮影)



8 第1次調査風景 (1961年10月, 江坂輝彌撮影)



9 第2次調査風景 (1962年7月, 江坂撮影)



10 第2次調査風景 (江坂撮影)



11 第2次調査風景 (1962年7月, 江坂撮影)



12 第2次調査風景 (江坂撮影)



13 第2次調査C区土層断面 (江坂撮影)



14 第2次調査深掘区セクションA土層断面 (岡本健児撮影)



15 第4次調査風景 (左 岡本健児, 1969年8月, 江坂撮影)



18 第4次調査風景 (江坂撮影)



16 第4次調査風景 (江坂撮影)




19 第4次調査風景 (江坂撮影)



17 第4次調査風景 (左端 森本岩太郎, 右端 江坂, 西田撮影)



20 第5次調査風景 (1970年10月, 西田撮影)



21 第5次調査風景 (西田撮影)



22 第5次調査風景 (西田撮影)



23 第1次調査人骨出土状況 (1961年10月, 西田撮影)



24 上黒岩1群土器出土状況 (1962年10月, 岡本撮影)



25 9層遺物出土状況 (1962年10月, 江坂撮影)



26 9層遺物出土状況 (1962年10月, 江坂撮影)





27 現在の上黒岩遺跡 (2005年1月, 小林謙一撮影)



28 現在の上黒岩第2岩陰 (2005年10月, 兵頭勲撮影)




29 現在の上黒岩第2岩陰 (兵頭勲撮影)




外面


内面




外面



内面



30 上黒岩1群土器 1 (30~57 勝田徹撮影)



外面



外面




内面





内面







外面



内面





31 上黒岩1群土器 2



外面


外面




内面

内面



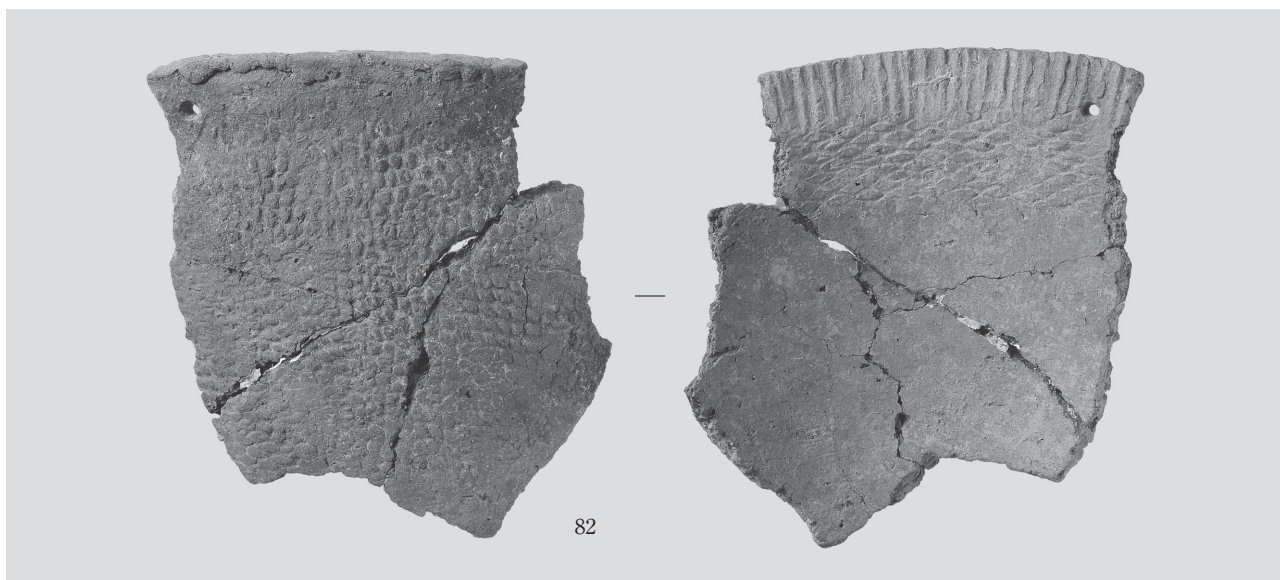

32 上黒岩2群土器



外面




内面




外面

内面


34 上黒岩3群土器 2



外面




内面




外面




外面




内面





内面





外面



内面




36 上黒岩4群土器




外面

内面


37 上黒岩6群土器




a 面




b 面




a 面




b 面




a 面






b 面




a 面




b 面




39 上黒岩遺跡出土石器 2




a 面




a 面




b 面




b 面




a 面



a 面




b 面




b 面


40 上黒岩遺跡出土石器 3




a 面




a 面




b 面



b 面




a 面




b 面


41 上黒岩遺跡出土石器 4




a 面




b 面




a 面




b 面







a 面




b 面




a 面




b 面




a 面




b 面




a 面




b 面




a 面




b 面




a 面




b 面




a 面




b 面




a 面




b 面




a 面




a 面




b 面




b 面



a 面



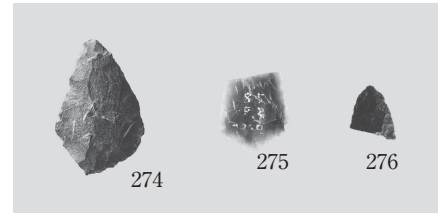
b 面




a 面




a 面




a 面



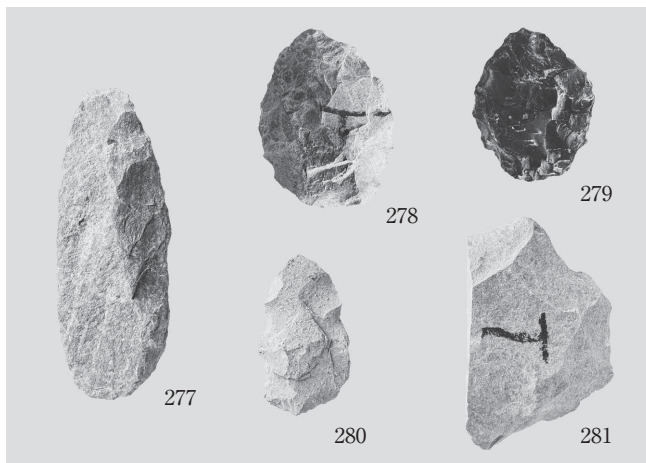
b 面




b 面




b 面



a 面




b 面




a 面



b 面




a 面




b 面



a 面




b 面



a 面



b 面




a 面




a 面



b 面



b 面




304

305

306


a 面



307

308

a 面




304

305

306

b 面



307

308


b 面




309

310





a 面




b 面



a 面




b 面



無印は a 面
*印は b 面

55 上黒岩遺跡出土石器 18




表面



裏面




a 面

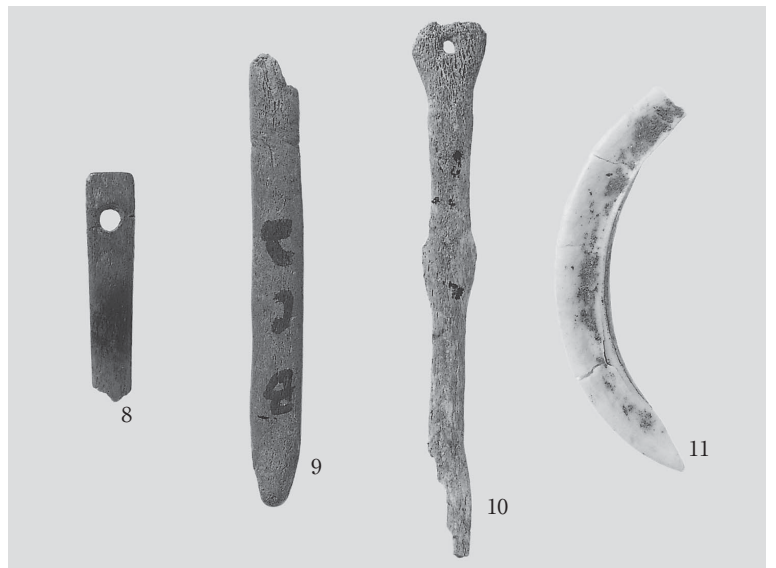

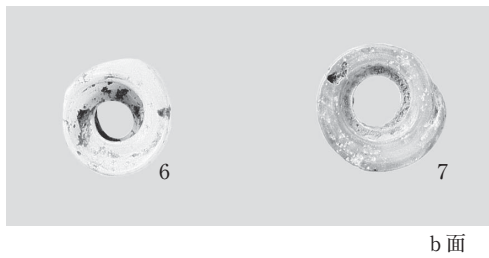





b 面

57 棒状線刻磔



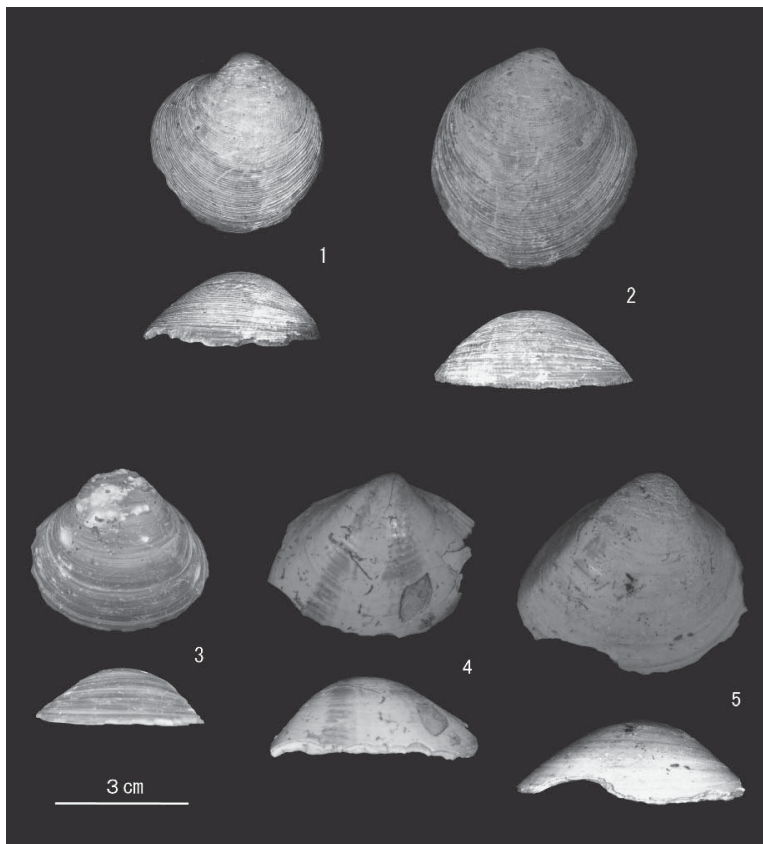
58 棒状線刻磔の部分写真 (× 1.16, 永嶋正春撮影)



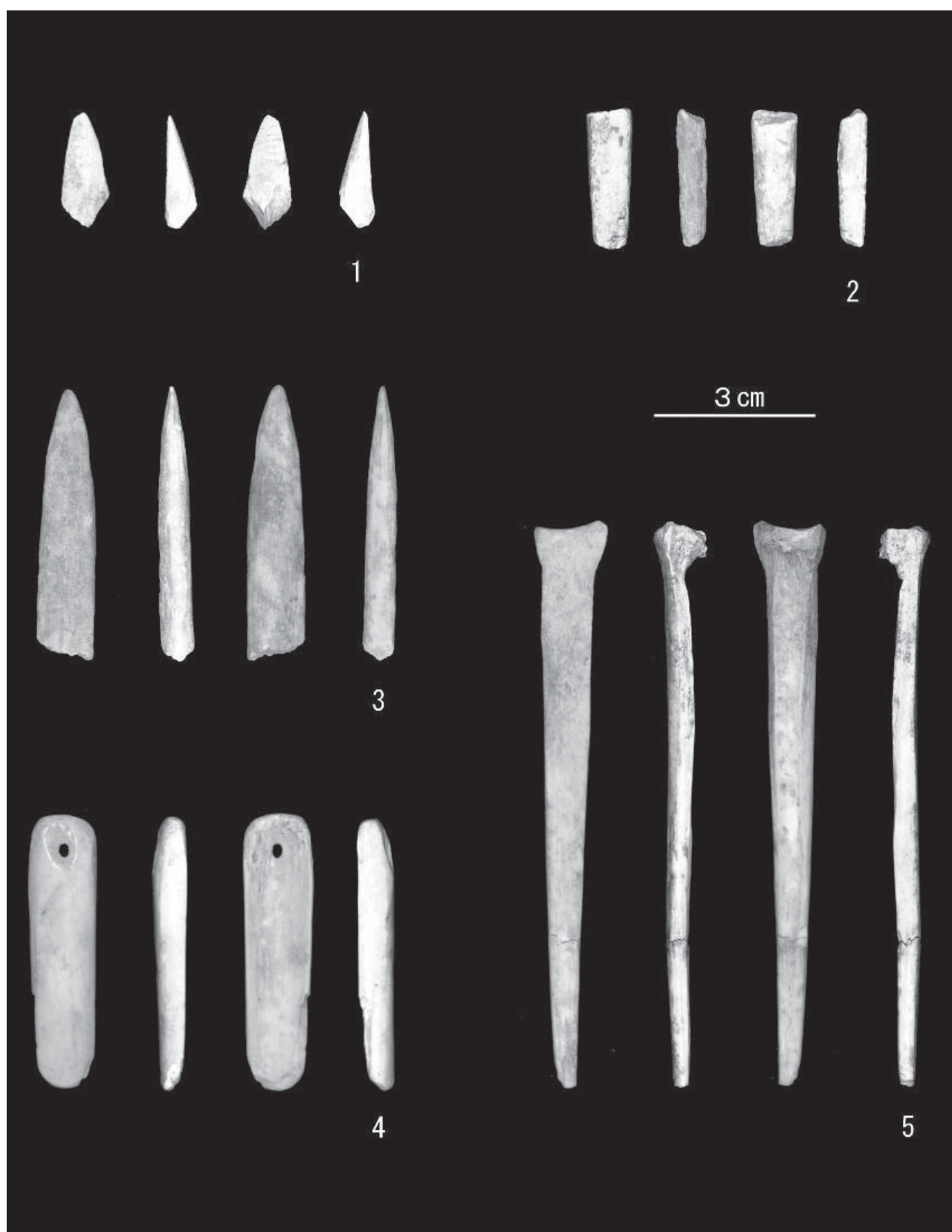
59 装身具 (勝田撮影)



60 骨製槍先 (ヘラ状骨器 佐藤孝雄撮影)




61 貝刃 (佐藤撮影)



62 骨器 (佐藤撮影)



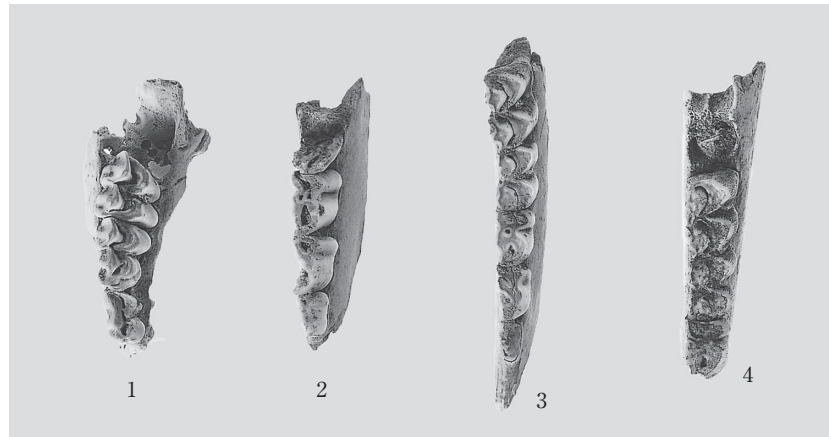
63 巻貝管玉



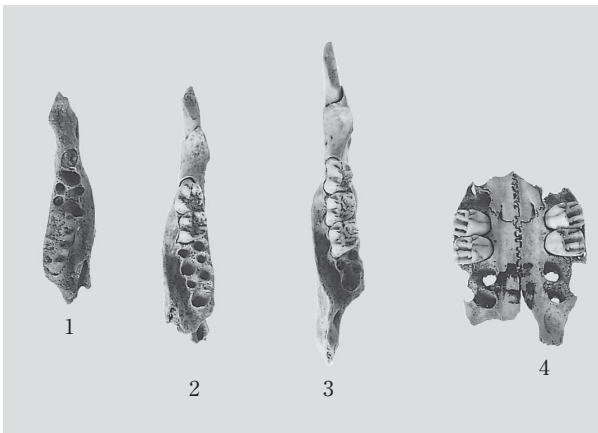
64 加工痕のある骨類



1 イノシシ, 2 ニホンザル



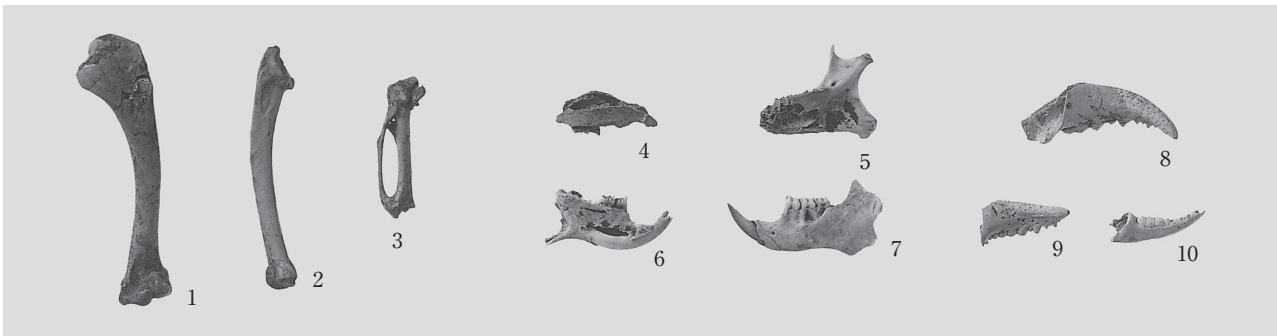
1~4 シカ



1~4 ムササビ

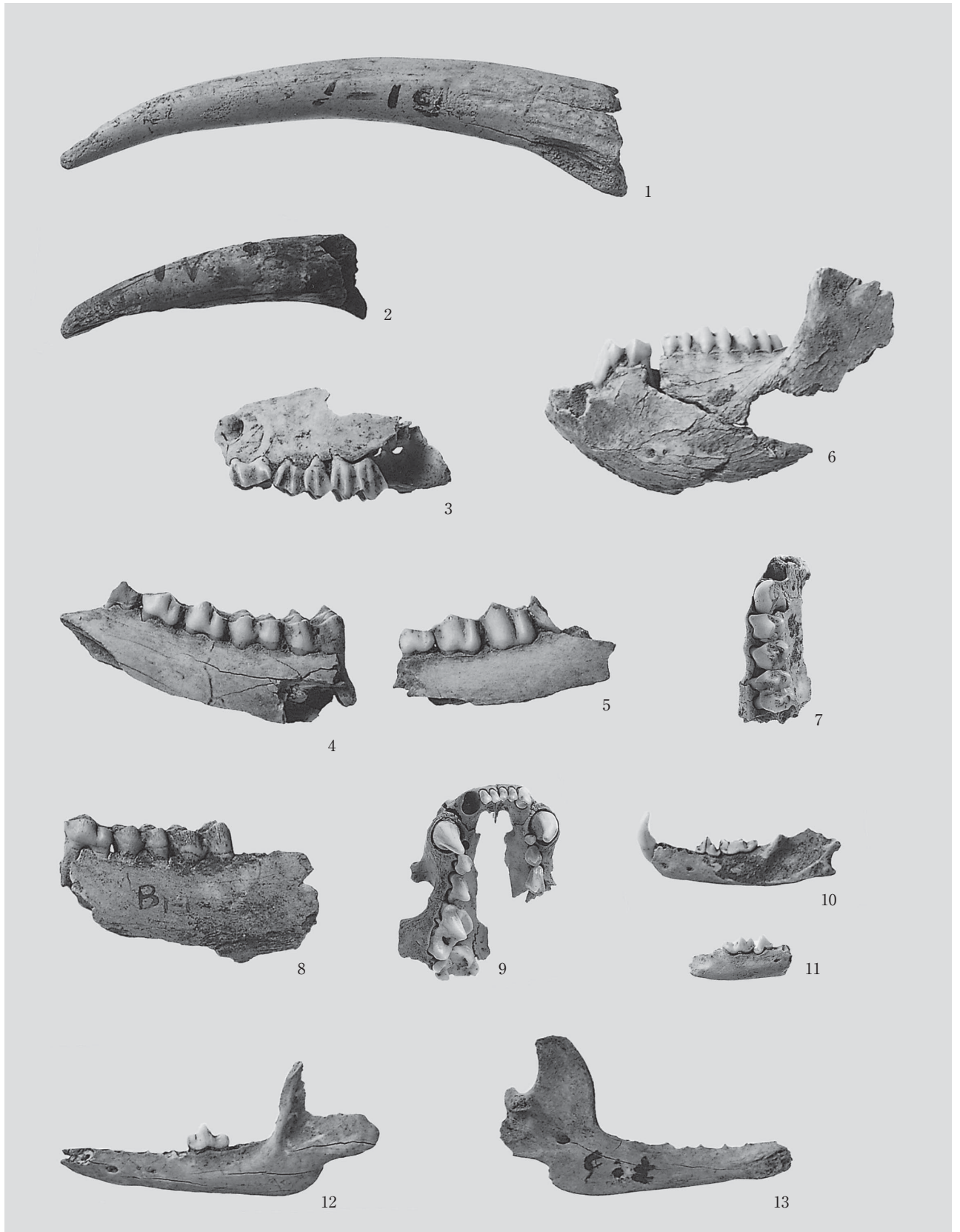


1 カウソウ, 2・3 オオカミ, 4 タヌキ, 5 クマ



1~3 トリ, 4~7 ムササビ, 8~10 カニ

65 動物骨 1




1～5・8ニホンジカ, 6・7サル, 9・11カワウソ, 10アナグマ, 12・13タヌキ


66 動物骨 2




1 RH-1外表面の実資料(左)とレプリカ(右)




3 2の左中央部の拡大




6 葉の先端部を拡大




7 6の平行脈を拡大



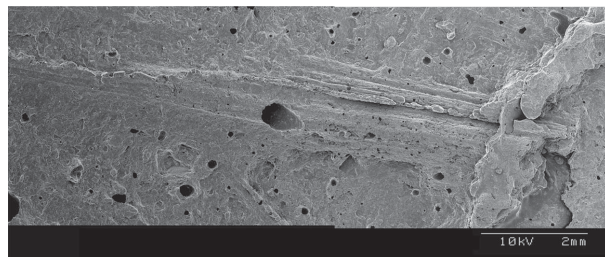
2 草の葉の圧痕




4 斜め下から見た草の葉



5 2の右上にある葉を傾斜撮影




8 破片接合部分にある葉の圧痕



9 8の拡大, 右に見えているのは破片接合部


67 資料土器とレプリカ(1), 繊維痕のSEM写真 (RH-1 外表面, 67~76 丑野穀撮影)




10 RH-1内表面の実資料(左)とレプリカ(右)




11 10の下側の欠損部にかかっている草の葉の圧痕




12 中央部の拡大




13 11を斜め下から撮影




14 葉の密集部分, 囲みとアルファベットは以下の番号に対応



14-a 円筒状をした突起



14-b 平行状に並んだ繊維



14-c 中央部に溝のある繊維


68 繊維痕のSEM写真 (RH-1 内表面)




14-d 形の整った圧痕，硬い茎か？




14-e 14-dの左下にあった圧痕




14-f 14-eの拡大




14-g 14-fの表面に残る組織の形状



14-h 骨片？の痕跡




14-i 骨片？の痕跡を拡大




15 RH-2外表面の実資料(左)とレプリカ(右の2点)


69 繊維痕のSEM写真 (RH-1 内表面)，資料土器とレプリカ (15, RH-2 外表面)



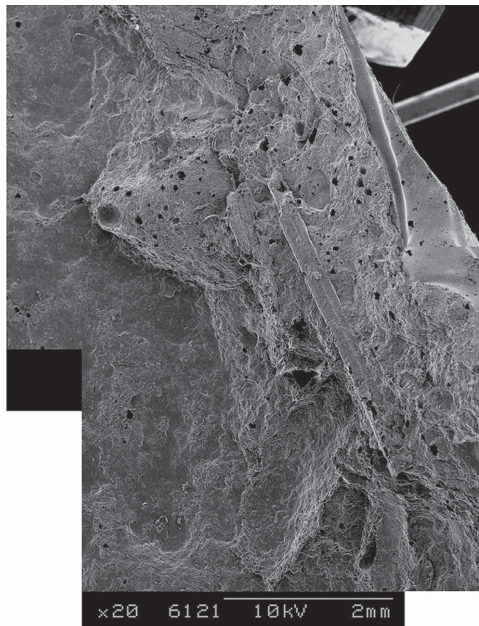
16 15の中央にあるレプリカに見えている圧痕




18 圧痕の右端を拡大, 右は欠損部




20 15のレプリカの左上断面部分にある圧痕




21 20の右側を拡大, 繊維状の圧痕が見える




17 圧痕の左端近くを拡大



19 16の左上に見えている圧痕



22 断面「8」状態の繊維と上部の芯のような組織




23 断面「8」状態の繊維と表面組織

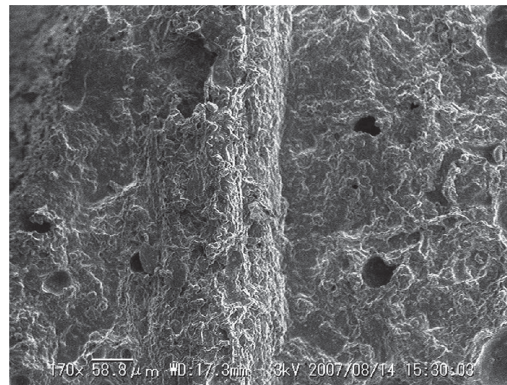
70 繊維痕のSEM写真 (RH-2 外表面)




24 RH-2内表面の実資料(左端)とレプリカ(右の2点)




25 24のレプリカ左端の圧痕




26 縦長の繊維, 上端欠損部の拡大




27 26の左隣りの圧痕



28 中央部を拡大, 軸平行の條が見えている

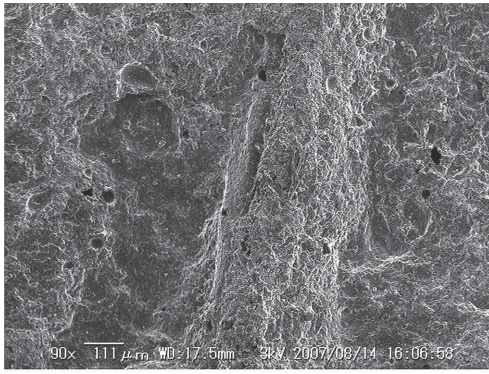


29 欠損部近くの細部形状

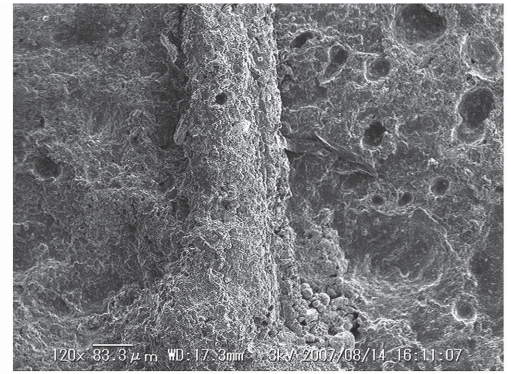


30 24の右端のレプリカに見えている曲線を持つ圧痕の右端



71 資料土器とレプリカ (24, 25) および繊維痕のSEM写真 (RH-2 内表面)



31 30の右側の繊維を拡大



32 30の左側の繊維を拡大




33 断面全景


34 断面上部に残る圧痕

35 断面中部に残る圧痕


36 断面下部に残る圧痕




37 34の上部から吊り下る繊維



38 34の中央部の拡大




39 38の背景に見える繊維の拡大




40 35の上部、葉の圧痕


72 RH-2内表面 (31, 32) およびRH-2断面 (33, 40) に残る繊維のSEM写真




41 葉の拡大



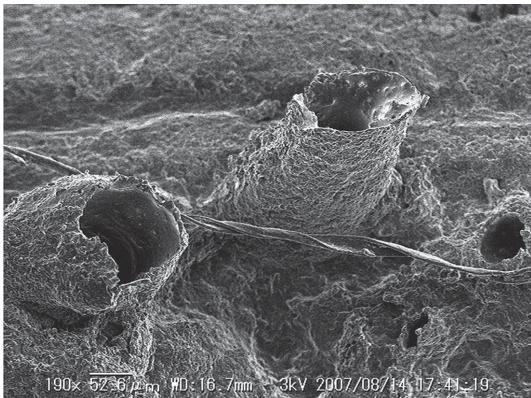
42 41の右の葉の表面を拡大




43 35の中央部の円柱形をした繊維, 90°回転




44 繊維に縦走する溝



45 縦走する繊維と直行している繊維



46 36の上部の円柱形をした繊維




47 繊維の拡大, 表面に溝がみえる


73 繊維のSEM写真 (RH-2 断面)




48 RH-3内表面の実資料(左)とレプリカ(右)



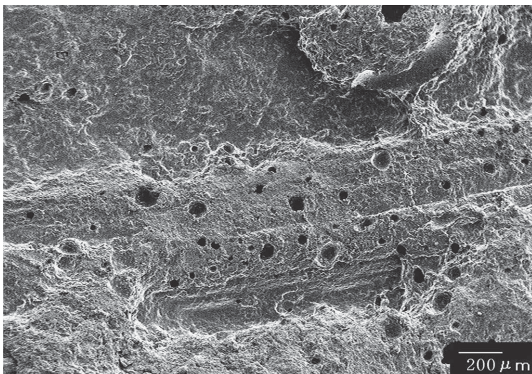
49 48のレプリカと上下逆になる




50 49の下部にある繊維



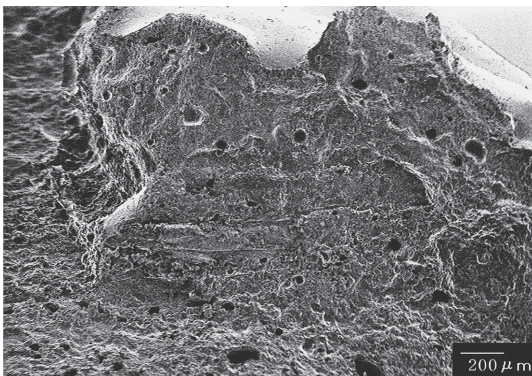
51 50の上部を拡大



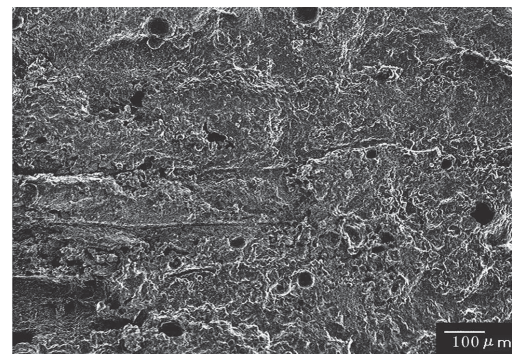
52 50の下部の繊維



53 50の左側の繊維

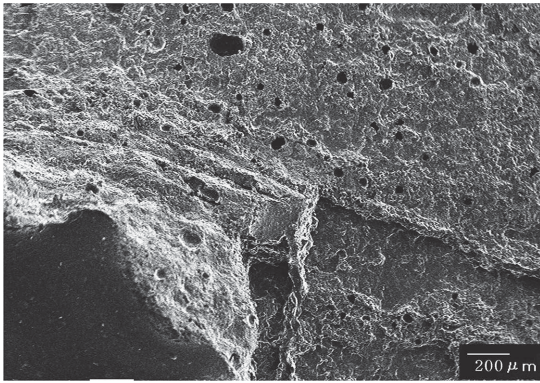


54 49の左に残る圧痕, 葉の断片?




55 54の表面を拡大


74 資料土器(48)と繊維のSEM写真(RH-3内表面)




56 54を上から見る



58 葉?の一部




60 57に見える繊維の圧痕




62 60の中央部分




57 48のレプリカを90°時計回りに回転



59 58を右に回転




61 欠損部の拡大




63 珪藻


75 繊維のSEM写真 (RH-3 内表面)



64 56の下側にある繊維痕



65 64の右から1/3辺りの断線部拡大



66 64の左端近くにある断線部拡大

76 繊維のSEM写真 (RH-3 内表面)